



CERTSWARRIOR

# VMware 2V0-11.25

## VMware Cloud Foundation 5.2 Administrator

**Questions&AnswersPDF**

**ForMoreInformation:**

**<https://www.certswarrior.com/>**

## Features:

- 90DaysFreeUpdates
- 30DaysMoneyBackGuarantee
- InstantDownloadOncePurchased
- 24/7OnlineChat Support
- ItsLatestVersion

# Latest Version: 6.0

2V0-11.2

## DRAGDROP

Put the following steps in the correct order to optimize resource allocation using Aria Operations.

Navigate to the "Capacity Management" section.	Monitor the environment to ensure optimized resource utilization.	Use the recommendations provided by Aria Operations to reallocate resources.	Select the cluster or resource pool to analyze.	Review the capacity dashboard and identify over- or under-utilized resources.	Log in to Aria Operations.
--	---	--	---	---	----------------------------

Step 1	Step 2	Step 3	Step 4	Step 5	Step 6

**Answer:**

Navigate to the "Capacity Management" section.	Monitor the environment to ensure optimized resource utilization.	Use the recommendations provided by Aria Operations to reallocate resources.	Select the cluster or resource pool to analyze.	Review the capacity dashboard and identify over- or under-utilized resources.	Log in to Aria Operations.
--	---	--	---	---	----------------------------

Step 1	Step 2	Step 3	Step 4	Step 5	Step 6
Log in to Aria Operations.	Navigate to the "Capacity Management" section.	Select the cluster or resource pool to analyze.	Review the capacity dashboard and identify over- or under-utilized resources.	Use the recommendations provided by Aria Operations to reallocate resources.	Monitor the environment to ensure optimized resource utilization.

## Question: 2

## DRAGDROP

Match each troubleshooting task with its relevant procedure or tool.

### Tasks

- Setting a host in maintenance mode
- Resolve host connectivity issues
- Resolve certificate issues
- Troubleshoot snapshot issues

### Procedures/Tools

- Use the Certificate Manager tool
- Right-click the host and select "Enter Maintenance Mode"
- Check physical connections and network configuration
- Check for orphaned snapshots and consolidate if necessary

**Answer:**

### Tasks

- Setting a host in maintenance mode
- Resolve host connectivity issues
- Resolve certificate issues
- Troubleshoot snapshot issues

- Resolve certificate issues
- Setting a host in maintenance mode
- Resolve host connectivity issues
- Troubleshoot snapshot issues

### Procedures/Tools

- Use the Certificate Manager tool
- Right-click the host and select "Enter Maintenance Mode"
- Check physical connections and network configuration
- Check for orphaned snapshots and consolidate if necessary

## Question: 3

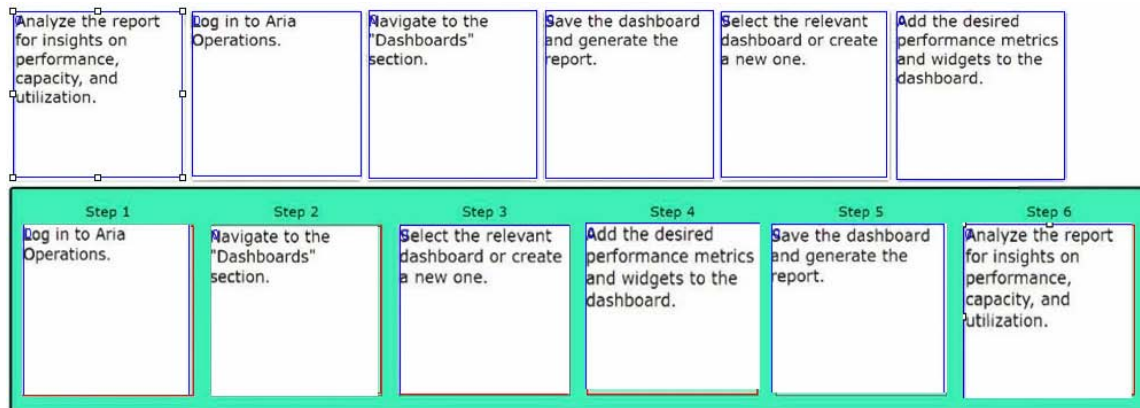
### DRAGDROP

Arrange the steps in the correct order to generate a performance report in Aria Operations.

- Analyze the report for insights on performance, capacity, and utilization.
- Log in to Aria Operations.
- Navigate to the "Dashboards" section.
- Save the dashboard and generate the report.
- Select the relevant dashboard or create a new one.
- Add the desired performance metrics and widgets to the dashboard.

Step 1	Step 2	Step 3	Step 4	Step 5	Step 6

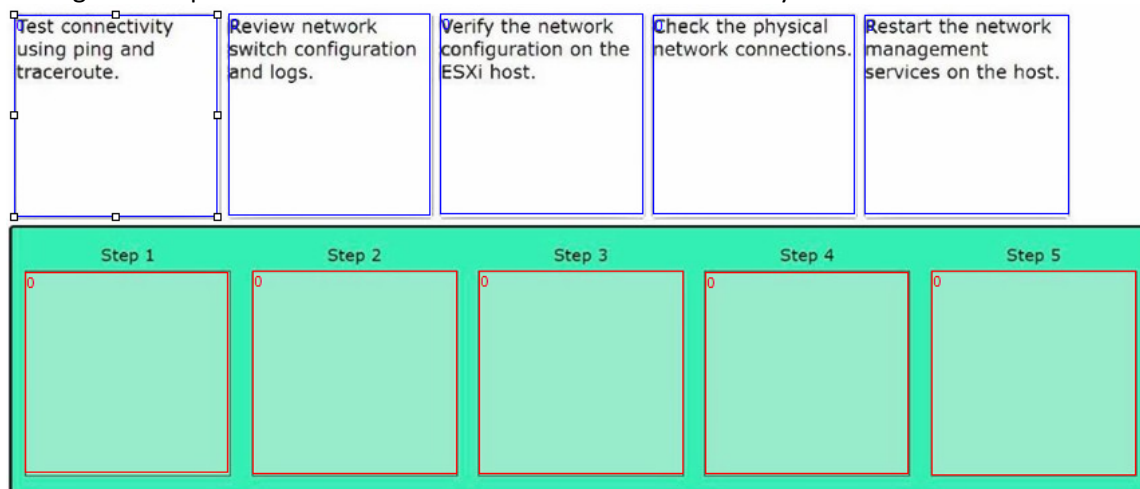
**Answer:**



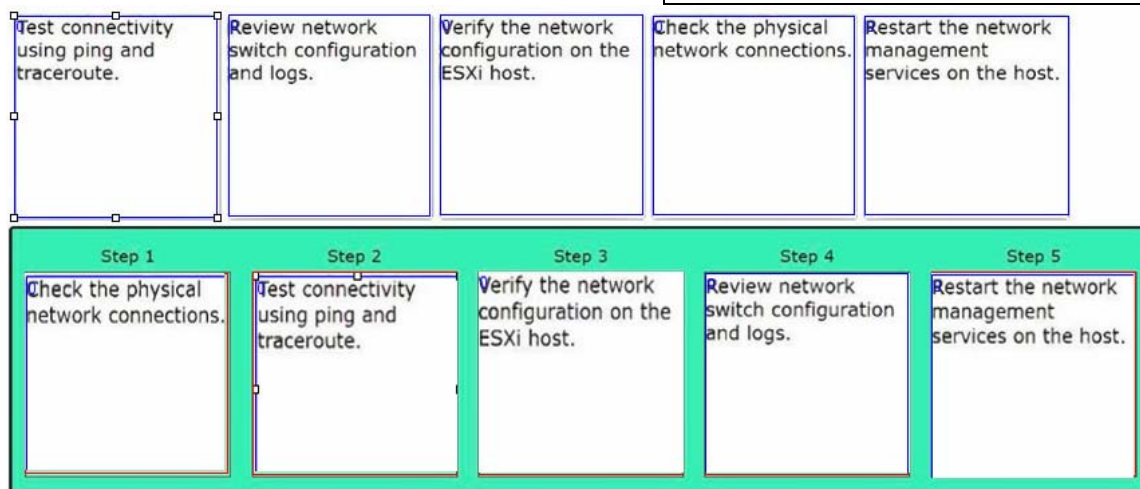
## Question: 4

### DRAGDROP

Arrange the steps in the correct order to resolve host connectivity issues.



**Answer:**



## Question: 5

### DRAGDROP

Match each networking issue with the corresponding troubleshooting step.

#### Issues

Host in Isolation  
Response

Host in Failover State

Host in Unreachable  
State

#### Troubleshooting Steps

Examine NIC teaming and load balancing configuration

Verify the port group settings and VLAN configuration

Check physical network cables and switch port status

**Answer:**

#### Issues

Host in Isolation  
Response

Host in Failover State

Host in Unreachable  
State

Host in Isolation  
Response

Host in Failover State

Host in Unreachable  
State

#### Troubleshooting Steps

Examine NIC teaming and load balancing configuration

Verify the port group settings and VLAN configuration

Check physical network cables and switch port status



# CERTSWARRIOR

## *FULL PRODUCT INCLUDES:*

Money Back Guarantee



Instant Download after Purchase



90 Days Free Updates



PDF Format Digital Download



24/7 Live Chat Support



Latest Syllabus Updates



**For More Information – Visit link below:**

**<https://www.certswarrior.com>**

**16 USD Discount Coupon Code: U89DY2AQ**